

## Brickell House Homes

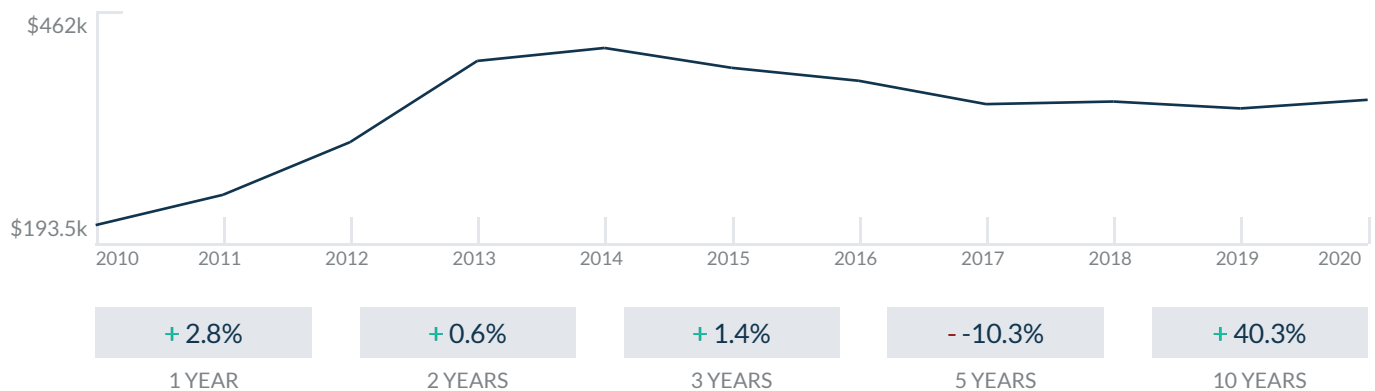
1300 Brickell Bay Dr  
Miami, FL 33131

Every month we compile this comprehensive market report focus on Brickell House Homes in this convenient and easy to read format. Our datas comes from more than six different sources including MLS Associations, County Offices and Financial Institutions. Get this report for free every month on our website [brickellhousehomes.com](http://brickellhousehomes.com).

## Property Stats

POSTAL CODE 33131

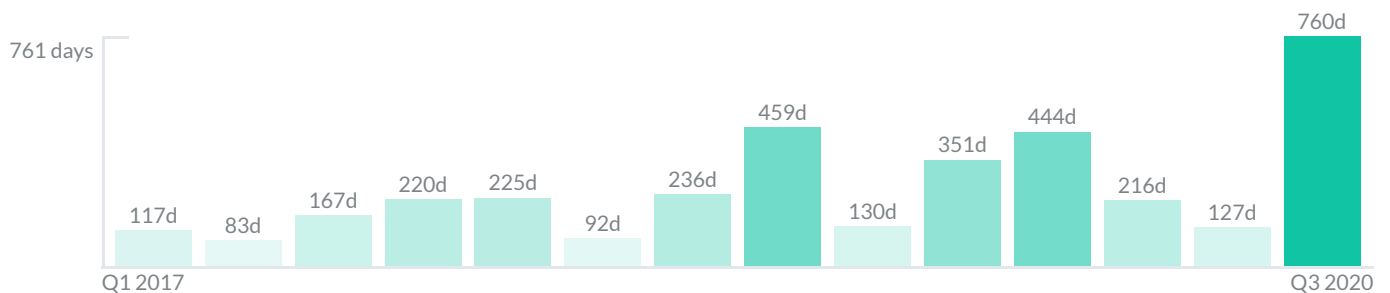
The property stats graph represents the median price evolution since ten years in your postal code area.



## Similar Properties

DAYS ON THE MARKET

Everyday 3 months we monitor how many days it takes for similar properties to be sold. This is also a good indicator to know when to buy or sale!



# Mortgage Rates

PER YEAR

Understanding mortgage economics is important when you want to buy with a loan. Below is the historical yearly average mortgage rates in the Unites States retrieved from Freddie Mac©

30 YEARS FIXED 4.4%



15 YEARS FIXED 3.9%



5/1-YEAR ADJUSTABLE 3.9%



# Schools

CLOSEST

Having good schools nearby is important if you have kids or plan to rent or sell your home. Ratings are retrieved from the leading independent and nonprofit GreatSchools©

ELEMENTARY SCHOOL	MIDDLE SCHOOL	HIGH SCHOOL
Alpha Charter Of Aspire For Genio Maria De Hostos Youth Leadership Charter School	World School Of The Arts	
1/10	1/10	10/10

# Insights

IN BRICKELL HOUSE HOMES

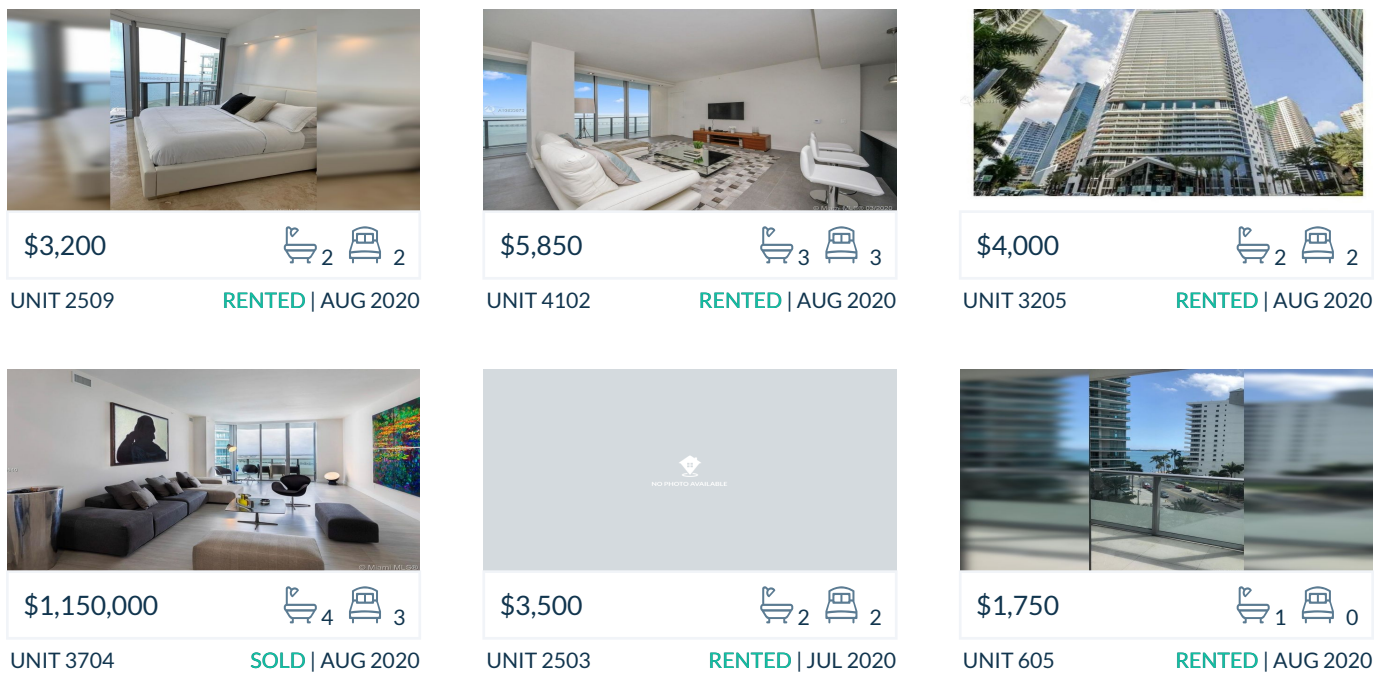
Below the average listing prices of available unit per property type.



# Activity

SOLD OR RENTED

Below the latest transactions reported by the local MLS Association for Brickell House Homes



## Sold

LAST 20 PROPERTIES SOLD IN BRICKELL HOUSE HOMES

Unit	Price	Beds/Baths	\$/Sqft	Sqft	Buying Date	Days on Market
3704	\$1,150,000	3/4	\$486.3	2,365	Jul 2020	760
2209	\$520,000	2/2	\$521.6	997	Mar 2020	109
2407	\$345,000	1/2	\$495.7	696	Feb 2020	40
3104	\$575,000	2/2	\$537.4	1,070	Feb 2020	7
3403	\$619,000	2/2	\$575.3	1,076	Jan 2020	353
2707	\$315,000	1/2	\$452.6	696	Dec 2019	27
2403	\$512,885	2/2	\$450.3	1,139	Nov 2019	253
3408	\$540,000	2/3	\$469.2	1,151	Nov 2019	204
702	\$319,000	1/1	\$445.5	716	Nov 2019	535
1204	\$325,000	1/1	\$467.0	696	Nov 2019	123
2801	\$310,000	1/2	\$474.7	653	Nov 2019	246
2608	\$335,000	1/2	\$477.9	701	Oct 2019	123
2601	\$315,000	1/2	\$482.4	653	Sep 2019	110
1602	\$420,000	2/2	\$415.0	1,012	Sep 2019	192
2802	\$3,000	2/2	\$3.0	1,012	Aug 2019	108
4304	\$1,180,000	3/4	\$498.9	2,365	Aug 2019	441
2609	\$490,000	2/2	\$430.2	1,139	Jul 2019	512
2405	\$320,000	1/1	\$459.8	696	Jul 2019	871
2405	\$320,000	1/1	\$459.8	696	Jul 2019	871
2004	\$330,000	1/1	\$416.7	792	Jun 2019	50

## Rented

LAST 20 PROPERTIES RENTED IN BRICKELL HOUSE HOMES

Unit	Price	Beds/Baths	\$/Sqft	Sqft	Rented Date	Days on Market
2509	\$3,200	2/2	\$3.2	997	Aug 2020	13
4102	\$5,850	3/3	\$3.6	1,622	Aug 2020	159
3205	\$4,000	2/2	\$3.7	1,076	Aug 2020	51
2503	\$3,500	2/2	\$3.5	997	Jul 2020	30
605	\$1,750	0/1	\$4.7	375	Jul 2020	169
2812	\$1,750	0/1	\$4.8	362	Jul 2020	124
3705	\$3,600	2/3	\$3.1	1,153	Jul 2020	20
1603	\$2,950	2/2	\$3.0	997	Jul 2020	86
2006	\$1,650	0/1	\$3.9	420	Jul 2020	29
3308	\$3,100	2/2	\$2.7	1,151	Jul 2020	34
3401	\$3,100	2/3	\$3.1	1,012	Jul 2020	12
3207	\$3,300	2/3	\$3.4	969	Jul 2020	51
1008	\$2,300	1/2	\$3.2	716	Jul 2020	29
1004	\$2,300	1/1	\$3.3	696	Jul 2020	42
2306	\$1,700	0/1	\$4.5	375	Jul 2020	18
2213	\$1,700	0/1	\$4.8	355	Jun 2020	44
1906	\$1,850	0/1	\$4.9	375	Jun 2020	106
907	\$2,150	1/2	\$3.1	701	Jun 2020	53
1710	\$3,800	2/2	\$3.8	1,012	Jun 2020	79
2109	\$3,400	2/2	\$3.4	997	Jun 2020	108

## Currently Listed

---

ACTIVE LISTINGS 1/3

Unit	Price	Beds/Baths	\$/Sqft	Sqft	Listing Date	Owner
709	\$2,450/mth	1/1	\$3.2	777	Aug 2020	THEODORE F...
802	\$2,290/mth	1/1	\$3.2	716	Aug 2020	N/A
810	\$2,200/mth	1/1	\$3.4	644	Aug 2020	
910	\$325,000	1/2	\$504.7	644	Jul 2020	
1001	\$335,000	1/2	\$431.1	777	Jul 2020	DIEGO LUIS R...
1002	\$2,250/mth	1/2	\$3.1	716	Aug 2020	ANA ARRAZO...
1105	\$259,000	0/1	\$616.7	420	Aug 2020	HUGO MITTO...
1205	\$1,725/mth	0/1	\$4.6	375	Aug 2020	VLADIMIR AG...
1206	\$349,000	1/1	N/A	N/A	Jul 2020	N/A
1208	\$335,000	1/2	\$467.9	716	Aug 2020	N/A
1613	\$1,700/mth	0/1	\$3.5	486	Jul 2020	MICHELE CO...
1613	\$225,000	0/1	\$633.8	355	Jul 2020	N/A
1702	\$515,000	2/2	\$508.9	1012	Jul 2020	N/A
1708	\$339,900	1/2	\$484.9	701	Aug 2020	N/A
1810	\$3,500/mth	2/2	\$3.5	1012	Aug 2020	N/A
1811	\$345,000	1/2	\$528.3	653	Jun 2020	MIAZA S A
1900	\$249,000	0/1	\$592.9	420	Aug 2020	N/A
2002	\$499,000	2/2	\$493.1	1012	Aug 2020	CECILIA AND...
2300	\$1,850	0/1	\$4.4	420	Jul 2020	N/A
2302	\$530,000	2/2	\$523.7	1012	Aug 2020	N/A

## Currently Listed

---

ACTIVE LISTINGS 2/3

Unit	Price	Beds/Baths	\$/Sqft	Sqft	Listing Date	Owner
2401	\$330,000	1/2	\$505.4	653	Jul 2020	N/A
2401	\$2,300/mth	1/2	\$3.5	653	Aug 2020	N/A
2410	\$3,250/mth	2/2	\$3.2	1012	Aug 2020	
2502	\$540,000	2/2	\$533.6	1012	Aug 2020	ERNESTO E B...
2502	\$3,100/mth	2/2	\$3.1	1012	Aug 2020	ERNESTO E B...
2503	\$618,000	2/2	\$619.9	997	Jul 2020	
2509	\$559,000	2/2	\$560.7	997	Aug 2020	N/A
2511	\$2,525/mth	1/2	\$3.9	653	Jul 2020	RICARDO DE...
2511	\$359,900	1/2	\$551.1	653	Jul 2020	RICARDO DE...
2604	\$389,900	1/1	N/A	N/A	Jul 2020	JESUS A GARC...
2710	\$535,000	2/2	\$528.7	1012	Jul 2020	YOHNY RAMI...
2803	\$3,600/mth	2/2	\$3.2	1139	Jul 2020	N/A
2807	\$389,000	1/1	\$558.9	696	Aug 2020	MARTIN BACL...
2812	\$235,000	0/1	\$649.2	362	Aug 2020	NAVAJO VEN...
2900	\$2,600/mth	1/1	\$3.1	848	Aug 2020	N/A
2901	\$3,100/mth	2/3	\$3.2	969	Jul 2020	EDUARDO GU...
2902	\$790,000	3/3	\$604.0	1308	Aug 2020	MARIO L BEN...
2904	\$4,250/mth	2/2	\$4.0	1070	Jul 2020	N/A
2906	\$739,000	3/3	\$565.0	1308	Jul 2020	N/A
3001	\$3,775/mth	2/3	\$3.9	969	Jul 2020	N/A

## Currently Listed

---

ACTIVE LISTINGS 3/3

Unit	Price	Beds/Baths	\$/Sqft	Sqft	Listing Date	Owner
3005	\$620,000	2/2	\$576.2	1076	Jul 2020	N/A
3105	\$625,000	2/2	\$580.9	1076	Jul 2020	N/A
3307	\$3,650/mth	2/3	\$3.8	969	Aug 2020	NELLY I DUEN...
3503	\$580,000	2/2	\$539.0	1076	Aug 2020	N/A
3503	\$3,500/mth	2/2	\$3.3	1076	Aug 2020	N/A
3603	\$3,700/mth	2/2	\$3.4	1076	Aug 2020	ROMAN MALTZ
3701	\$1,650,000	3/4	\$697.7	2365	Jun 2020	
3705	\$590,000	2/3	\$511.7	1153	Aug 2020	LUIS LONS
3903	\$5,200/mth	2/3	\$3.2	1622	Aug 2020	MATA &...
4100	\$2,650/mth	1/2	\$3.1	851	Aug 2020	CARLOS ENRI...
4105	\$4,000/mth	2/3	\$3.5	1153	Jul 2020	N/A
4200	\$425,000	1/2	\$499.4	851	Aug 2020	MARIO L BEN...
4302	\$15,000/mth	4/5	\$4.6	3273	Jul 2020	MONICA EZID...
4401	\$5,999,000	6/8	\$920.0	6521	Aug 2020	JESUS A QUIN...