

Brickell House Homes

1300 Brickell Bay Dr
Miami, FL 33131

Every month we compile this comprehensive market report focus on Brickell House Homes in this convenient and easy to read format. Our datas comes from more than six different sources including MLS Associations, County Offices and Financial Institutions. Get this report for free every month on our website brickellhousehomes.com.

Property Stats

POSTAL CODE 33131

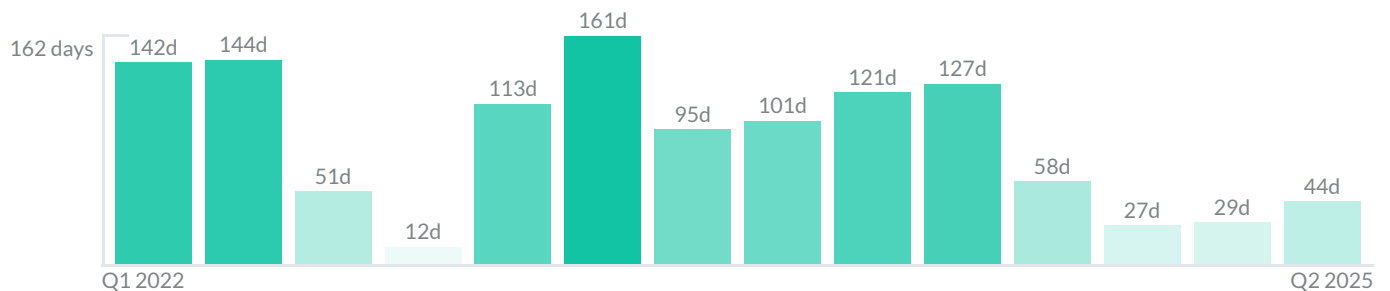
The property stats graph represents the median price evolution since ten years in your postal code area.



Similar Properties

DAYS ON THE MARKET

Everyday 3 months we monitor how many days it takes for similar properties to be sold. This is also a good indicator to know when to buy or sale!

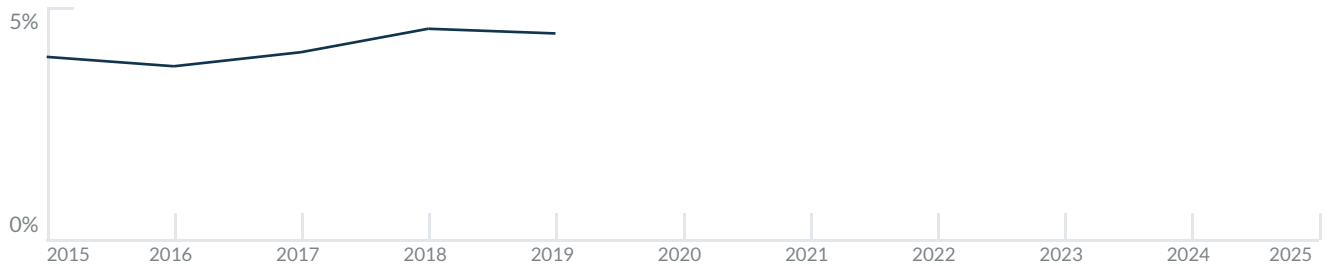


Mortgage Rates

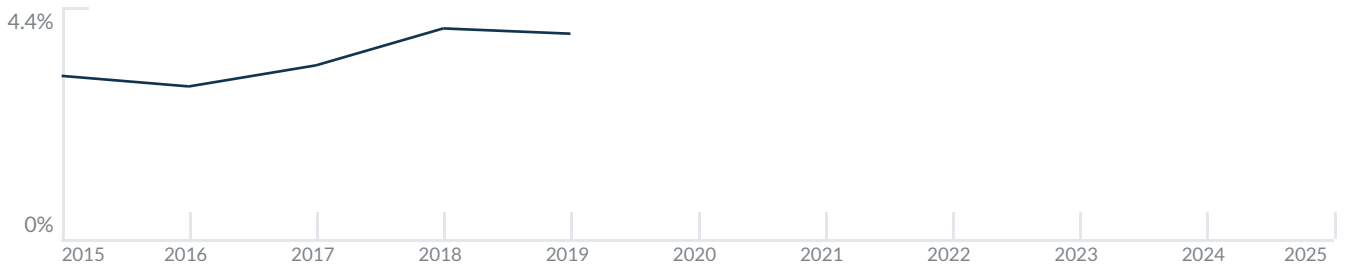
PER YEAR

Understanding mortgage economics is important when you want to buy with a loan. Below is the historical yearly average mortgage rates in the Unites States retrieved from Freddie Mac©

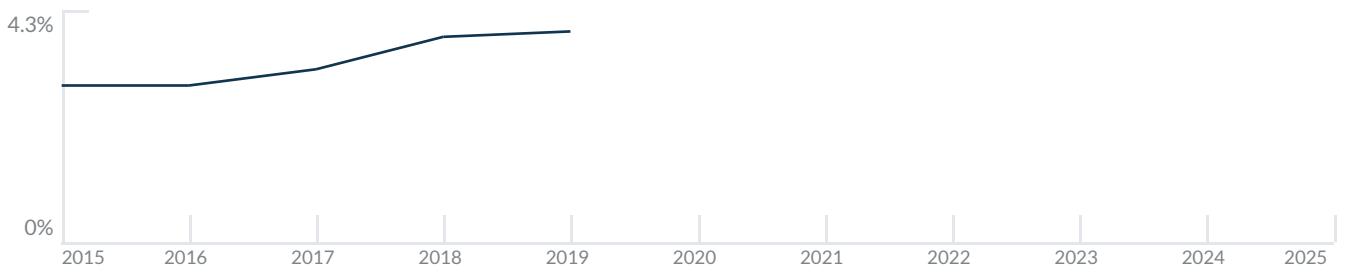
30 YEARS FIXED 4.4%



15 YEARS FIXED 3.9%



5/1-YEAR ADJUSTABLE 3.9%



Schools

CLOSEST

Having good schools nearby is important if you have kids or plan to rent or sell your home. Ratings are retrieved from the leading independent and nonprofit GreatSchools©

ELEMENTARY SCHOOL	MIDDLE SCHOOL	HIGH SCHOOL
Alpha Charter Of Aspire Engenio Maria De Hostos Youth Leadership Charter School	World School Of The Arts	
1/10	1/10	10/10

Insights

IN BRICKELL HOUSE HOMES

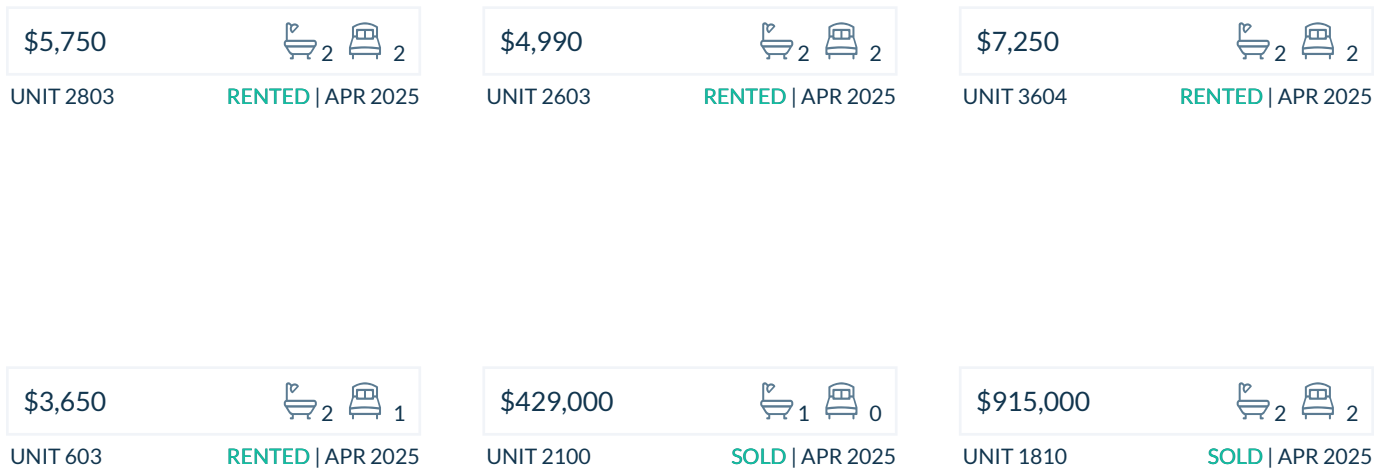
Below the average listing prices of available unit per property type.



Activity

SOLD OR RENTED

Below the latest transactions reported by the local MLS Association for Brickell House Homes



Sold

LAST 20 PROPERTIES SOLD IN BRICKELL HOUSE HOMES

Unit	Price	Beds/Baths	\$/Sqft	Sqft	Buying Date	Days on Market
2100	\$429,000	0/1	\$1,021.4	420	Apr 2025	35
1810	\$915,000	2/2	\$904.2	1,012	Apr 2025	52
2504	\$689,000	1/2	\$982.9	701	Jan 2025	29
804	\$589,000	1/2	\$846.3	696	Nov 2024	49
3503	\$1,089,000	2/2	\$920.5	1,183	Oct 2024	5
4201	\$2,295,000	3/4	\$970.4	2,365	Sep 2024	87
1207	\$625,000	1/2	\$891.6	701	Aug 2024	47
3305	\$1,145,000	2/2	\$1,064.1	1,076	Aug 2024	54
1802	\$870,000	2/2	\$859.7	1,012	Aug 2024	45
3106	\$1,290,000	3/3	\$986.2	1,308	May 2024	17
3201	\$849,999	2/3	\$877.2	969	May 2024	138
703	\$574,000	1/1	\$818.8	701	May 2024	225
3202	\$1,250,000	3/3	\$955.7	1,308	Mar 2024	30
2905	\$1,049,000	2/2	\$974.9	1,076	Feb 2024	200
2202	\$829,000	2/2	\$819.2	1,012	Jan 2024	161
3207	\$875,000	2/3	\$903.0	969	Jan 2024	93
2811	\$589,000	1/2	\$902.0	653	Dec 2023	175
3606	\$1,175,000	3/3	\$898.3	1,308	Oct 2023	26
2104	\$655,000	1/1	\$934.4	701	Sep 2023	141
3505	\$1,099,000	2/2	\$1,021.4	1,076	Sep 2023	26

Rented

LAST 20 PROPERTIES RENTED IN BRICKELL HOUSE HOMES

Unit	Price	Beds/Baths	\$/Sqft	Sqft	Rented Date	Days on Market
2803	\$5,750	2/2	\$5.8	997	Apr 2025	74
2603	\$4,990	2/2	\$5.0	997	Apr 2025	39
3604	\$7,250	2/2	\$6.8	1,070	Apr 2025	7
603	\$3,650	1/2	\$5.2	701	Apr 2025	15
2905	\$8,000	2/2	\$7.4	1,076	Apr 2025	75
3403	\$6,900	2/2	\$6.4	1,076	Apr 2025	20
1607	\$4,200	1/2	\$6.0	696	Mar 2025	5
904	\$3,550	1/1	\$4.7	752	Feb 2025	103
1910	\$6,450	2/2	\$6.4	1,012	Feb 2025	51
2106	\$2,700	0/1	\$7.2	375	Feb 2025	113
3702	\$9,200	2/3	\$5.7	1,622	Feb 2025	79
2908	\$4,900	2/3	\$4.3	1,151	Jan 2025	44
4105	\$5,600	2/3	\$4.9	1,153	Jan 2025	115
1912	\$2,699	0/1	\$7.5	362	Jan 2025	141
2112	\$2,500	0/1	\$6.9	362	Jan 2025	124
906	\$4,000	1/2	\$5.7	696	Jan 2025	4
2107	\$3,700	1/2	\$5.3	696	Jan 2025	25
808	\$3,400	1/1	\$4.7	716	Dec 2024	98
1606	\$2,775	0/1	\$7.4	375	Dec 2024	140
2801	\$3,600	1/2	\$5.5	653	Dec 2024	9

Currently Listed

ACTIVE LISTINGS 1/5

Unit	Price	Beds/Baths	\$/Sqft	Sqft	Listing Date	Owner
CU6	\$9,500,000	0/0	N/A	N/A	May 2024	JUAN J REND...
PH44...	\$8,995,900	5/8	\$1,303.4	6902	Sep 2024	N/A
8	\$11,500,000	0/0	N/A	N/A	Mar 2024	TULUM INVES...
601	\$635,000	1/2	\$817.2	777	Feb 2025	ANTONIO F S...
601	\$4,500/mth	1/2	\$5.8	777	Mar 2025	ANTONIO F S...
601	\$599,900	1/2	\$772.1	777	Apr 2025	ANTONIO F S...
604	\$3,750/mth	1/2	\$5.4	696	Apr 2024	N/A
604	\$3,750/mth	1/2	\$5.4	696	Jul 2024	N/A
604	\$3,400/mth	1/2	\$4.9	696	Sep 2024	N/A
604	\$660,000	1/2	\$948.3	696	Apr 2025	N/A
700	\$3,400/mth	1/2	\$5.3	644	Feb 2025	N/A
705	\$3,150/mth	0/1	\$8.4	375	Apr 2024	FLORENCIA S...
706	\$4,500/mth	1/2	\$6.5	696	Apr 2025	
804	\$590,000	1/1	\$847.7	696	Dec 2023	LUIS EUSTAQ...
804	\$589,000	1/2	\$846.3	696	Jun 2024	LUIS EUSTAQ...
805	\$3,300/mth	0/1	\$8.8	375	Apr 2024	N/A
806	\$3,400/mth	1/1	\$4.9	696	Apr 2025	N/A
807	\$4,940/mth	1/1	\$7.0	710	Dec 2024	N/A
807	\$4,650/mth	1/1	\$6.5	710	Apr 2025	N/A
809	\$620,000	1/1	\$797.9	777	Sep 2024	N/A

Currently Listed

ACTIVE LISTINGS 2/5

Unit	Price	Beds/Baths	\$/Sqft	Sqft	Listing Date	Owner
901	\$3,800/mth	1/2	\$4.9	777	Sep 2024	
903	\$4,250/mth	1/1	\$6.1	701	Feb 2025	S & A CO...
906	\$4,500/mth	1/2	\$6.5	696	Sep 2024	MONICA J SA...
910	\$3,800/mth	1/1	\$5.9	644	Oct 2024	
1010	\$4,300/mth	1/1	\$6.7	644	Apr 2025	
1107	\$3,850/mth	1/2	\$5.5	701	Apr 2024	MARCIO ALO...
1107	\$3,850/mth	1/2	\$5.5	701	Mar 2025	MARCIO ALO...
1205	\$2,700/mth	0/1	\$7.2	375	Aug 2024	VLADIMIR AG...
1205	\$2,650/mth	0/1	\$7.1	375	Nov 2024	VLADIMIR AG...
1205	\$2,800/mth	0/1	\$7.5	375	Apr 2025	VLADIMIR AG...
1206	\$3,650/mth	1/2	\$5.2	696	Dec 2024	N/A
1601	\$610,000	1/2	\$934.2	653	Feb 2025	N/A
1601	\$3,500/mth	1/2	\$5.4	653	Jan 2025	N/A
1601	\$599,600	1/2	\$918.2	653	Apr 2025	N/A
1602	\$4,750/mth	2/2	\$4.7	1012	Apr 2024	WILLIANS J G...
1607	\$4,200/mth	1/1	\$6.0	696	Mar 2025	N/A
1608	\$4,500/mth	1/2	\$6.4	701	Apr 2025	MIAMI MANA...
1802	\$5,500/mth	2/2	\$5.4	1012	May 2024	MANUEL CAR...
1806	\$3,150/mth	0/1	\$8.4	375	Aug 2024	
1910	\$6,500/mth	2/2	\$6.4	1012	Sep 2024	EDSON DE AR...

Currently Listed

ACTIVE LISTINGS 3/5

Unit	Price	Beds/Baths	\$/Sqft	Sqft	Listing Date	Owner
1910	\$6,500/mth	2/2	\$6.4	1012	Mar 2025	EDSON DE AR...
1910	\$6,400/mth	2/2	\$6.3	1012	Apr 2025	EDSON DE AR...
1913	\$3,000/mth	0/1	\$8.5	355	Apr 2024	ROUPAR 1913...
2109	\$6,000/mth	2/2	\$6.0	997	Aug 2024	N/A
2109	\$6,000/mth	2/2	\$6.0	997	Jul 2024	N/A
2208	\$4,500/mth	1/2	\$6.4	701	Apr 2025	N/A
2212	\$2,700/mth	0/1	\$7.5	362	Apr 2025	N/A
2306	\$440,000	0/1	\$1,173.3	375	Feb 2025	N/A
2307	\$4,600/mth	1/2	\$6.6	696	Jan 2025	N/A
2307	\$4,800/mth	1/2	\$6.9	696	Mar 2025	N/A
2401	\$3,500/mth	1/2	\$5.4	653	Jul 2024	N/A
2402	\$875,000	2/2	\$864.6	1012	Apr 2025	DANIEL BRAC...
2405	\$4,200/mth	1/2	\$6.0	696	Aug 2024	JOSE LATELLA
2405	\$4,500/mth	1/2	\$6.5	696	Mar 2025	JOSE LATELLA
2503	\$5,200/mth	2/2	\$5.2	997	Sep 2024	
2504	\$4,400/mth	1/2	\$6.3	701	Apr 2025	SAEID MOJTA...
2509	\$6,500/mth	2/2	\$6.5	997	Jun 2024	N/A
2509	\$6,500/mth	2/2	\$6.5	997	Jul 2024	N/A
2509	\$6,500/mth	2/2	\$6.5	997	Aug 2024	N/A
2509	\$6,750/mth	2/2	\$6.8	997	Sep 2024	N/A

Currently Listed

ACTIVE LISTINGS 4/5

Unit	Price	Beds/Baths	\$/Sqft	Sqft	Listing Date	Owner
2509	\$6,750/mth	2/2	\$6.8	997	Oct 2024	N/A
2509	\$6,600/mth	2/2	\$6.6	997	Dec 2024	N/A
2509	\$6,800/mth	2/2	\$6.8	997	Mar 2025	N/A
2512	\$415,000	0/1	\$1,146.4	362	Apr 2025	ROUPAR 2512...
2600	\$450,000	0/1	\$1,071.4	420	Apr 2025	MARCELO OS...
2603	\$4,990/mth	2/2	\$5.0	997	Nov 2024	COREDRIILL d...
2604	\$645,000	1/2	\$920.1	701	Mar 2025	JESUS A GARC...
2701	\$4,200/mth	1/2	\$6.4	653	Apr 2025	JOSE S NAPOL...
2702	\$6,500/mth	2/2	\$5.8	1116	Jul 2024	N/A
2702	\$6,500/mth	2/2	\$5.8	1116	Mar 2025	N/A
2702	\$6,300/mth	2/2	\$5.6	1116	Apr 2025	N/A
2707	\$4,500/mth	1/2	\$6.5	696	Nov 2024	BRICKELLHO...
2707	\$670,000	1/2	\$962.6	696	Dec 2024	BRICKELLHO...
2707	\$649,900	1/1	\$933.8	696	Feb 2025	BRICKELLHO...
2707	\$4,500/mth	1/2	\$6.5	696	Jan 2025	BRICKELLHO...
2710	\$1,050,000	2/2	\$1,037.5	1012	Apr 2025	YOHNY RAMI...
2713	\$2,700/mth	0/1	\$7.6	355	Sep 2024	PAMELA PAEZ
3102	\$6,900/mth	3/3	\$4.8	1451	Apr 2025	R8 GROUP LL...
3205	\$6,500/mth	2/2	\$6.0	1076	Apr 2025	JOHN R BALL...
3206	\$6,500/mth	3/3	\$5.0	1308	Mar 2025	N/A

Currently Listed

ACTIVE LISTINGS 5/5

Unit	Price	Beds/Baths	\$/Sqft	Sqft	Listing Date	Owner
3207	\$6,000/mth	2/3	\$6.2	969	Jan 2025	Anderson Castro
3400	\$4,200/mth	1/2	\$5.0	848	Aug 2024	N/A
3400	\$750,000	1/2	\$777.2	965	Oct 2024	N/A
3508	\$970,000	2/3	\$842.7	1151	Apr 2024	N/A
3600	\$750,000	1/2	\$884.4	848	Apr 2024	CENTINELA L...
3600	\$4,200/mth	1/2	\$5.0	848	Feb 2025	CENTINELA L...
3601	\$7,000/mth	2/3	\$7.2	969	Aug 2024	FERNANDO R...
3604	\$7,400/mth	2/2	\$6.9	1070	Sep 2024	N/A
3702	\$9,200/mth	2/3	\$5.7	1622	Oct 2024	N/A
3804	\$13,500/mth	4/4	\$5.7	2365	May 2024	JUAN PABLO...
4000	\$4,200/mth	1/2	\$4.9	851	May 2024	N/A
4105	\$5,800/mth	2/3	\$5.0	1153	Jun 2024	N/A
4201	\$11,900/mth	3/4	\$5.0	2365	Jun 2024	
4204	\$13,500/mth	3/4	\$5.7	2365	Mar 2025	
4400	\$12,500,000	5/8	\$1,811.1	6902	Apr 2024	N/A
4400	\$8,995,000	5/8	\$1,303.2	6902	Mar 2025	N/A
4401	\$14,999,000	5/8	\$2,300.1	6521	Mar 2025	JESUS A QUIN...
4401	\$65,000/mth	5/8	\$10.0	6521	Feb 2025	JESUS A QUIN...